


# 3M™ Pleated Foil Shielded Cable

.025" 30 AWG Solid, TPE Primary, Thin TPE Cover

90201 Series





- Can be used with IDC mass termination connectors
- Can be used in applications requiring standard impedance of 100 Ω balanced (differential)
- Extremely low crosstalk, used in the all signal mode to quadruple signal density as compared to standard .050 inch flat ribbon cable
- Perfect for board-to-board applications within electronic equipment, TPE covering prevents pleated copper foil from accidental shorting
- Solid pleated copper foil provides flexibility and 35 db average shielding effectiveness
- RoHS\* Compliant

Date Modified: April 27, 2006

TS-0402-16  
Sheet 1 of 2

## Physical

**Cover Material:** Thermoplastic Elastomer (TPE)  
**Cover Color:** Gray  
**Primary Material:** Thermoplastic Elastomer (TPE)  
**Marking:**  
Standard: None  
Canadian Option:  AWM 20674 105C 150V VW1 3M NU  
C  AWM IA 105C 150V FT1 EU <50V  
**Conductors:** 30 AWG [ 0.254 ] Tinned Solid Copper  
**Shielding:** Solid, Pleated, Copper Foil

## Electrical

<b>Voltage Rating:</b>	USA: 150V	Canada: 150V	EU: <50V
<b>Insulation Resistance:</b>	(Primary Cable) > 1 × 10 <sup>10</sup> Ω/10 ft. [ 3m ]		
	<b>Unbalanced</b>	<b>Balanced</b>	
<b>Characteristic Impedance:</b>	53 Ω	104 Ω	
<b>Capacitance:</b>	28.4 pF/ft (93.2 pF/m)	14.5 pF/ft (47.6 pF/m)	
<b>Inductance:</b>	.08 μH/ft (0.26 μH/m)	.16 μH/ft (0.52 μH/m)	
<b>Propagation Delay:</b>	1.52 ns/ft (4.99 ns/m)	1.51 ns/ft (4.95 ns/m)	
<b>Velocity of Propagation:</b>	67%	67%	

Note: Unbalanced is measured between ground-signal-ground conductors, with shield grounded. Balanced is measured between signal conductors within a pair, with the shield floating.

## Environmental

UL File No.: E42769, Style No.: 20674

**Temperature Rating:** -20°C TO +105°C  
**Flammability Rating:** USA: VW-1 Canada: FT1

"RoHS compliant" means that the product or part does not contain any of the following substances in excess of the following maximum concentration values in any homogeneous material, unless the substance is in an application that is exempt under RoHS: (a) 0.1% (by weight) for lead, mercury, hexavalent chromium, polybrominated biphenyls or polybrominated diphenyl ethers; or (b) 0.01% (by weight) for cadmium. Unless otherwise stated by 3M in writing, this information represents 3M's knowledge and belief based upon information provided by third party suppliers to 3M.

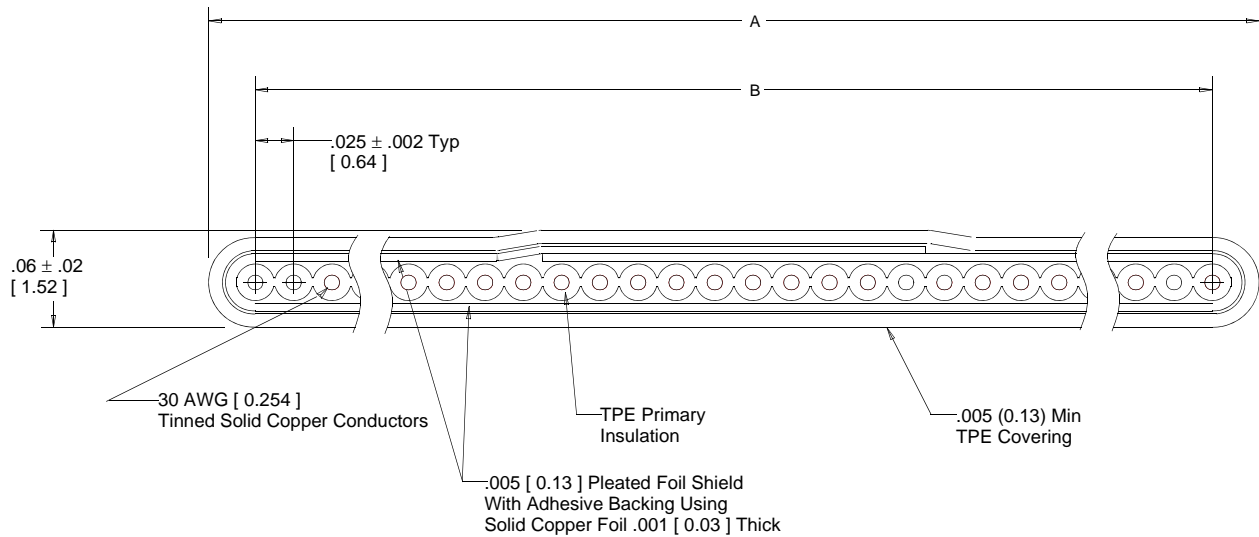
# 3M™ Pleated Foil Shielded Cable

.025" 30 AWG Solid, TPE Primary, Thin TPE Cover

90201 Series



Number of Conductors	3M Part Number	Dimension A ± .04	Dimension B
20	90201/20	0.54 [ 13.7 ]	0.475 ± .006 [ 12.06 ]
26	90201/26	0.69 [ 17.5 ]	0.625 ± .006 [ 15.88 ]
36	90201/36	0.94 [ 23.9 ]	0.875 ± .009 [ 22.23 ]
40	90201/40	1.04 [ 26.4 ]	0.975 ± .009 [ 24.77 ]
50	90201/50	1.29 [ 32.8 ]	1.225 ± .009 [ 31.11 ]
60	90201/60	1.54 [ 39.1 ]	1.475 ± .012 [ 37.47 ]
68	90201/68	1.74 [ 44.2 ]	1.675 ± .012 [ 42.55 ]
80	90201/80	2.04 [ 51.8 ]	1.975 ± .015 [ 50.17 ]
100	90201/100	2.54 [ 64.5 ]	2.475 ± .017 [ 62.87 ]

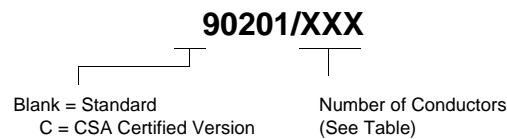


Tolerance Unless Noted			
Inch	.0	.00	.000
	±.1	±.05	±.010

[ ] Dimensions for Reference only

Note: Blue marking on edge of primary cable designates wire #1.

## Ordering Information



Note: Standard length is 100 ft/roll.

TS-0402-16  
Sheet 2 of 2

## Important Notice

All statements, technical information, and recommendations related to 3M's products are based on information believed to be reliable, but the accuracy or completeness is not guaranteed. Before using this product, you must evaluate it and determine if it is suitable for your intended application. You assume all risks and liability associated with such use. Any statements related to the product which are not contained in 3M's current publications, or any contrary statements contained on your purchase order shall have no force or effect unless expressly agreed upon, in writing, by an authorized officer of 3M.



### 3M Electronics

6801 River Place Blvd.  
Austin, TX 78726-9000  
800/225-5373  
[www.3M.com/electronics](http://www.3M.com/electronics)

## Warranty; Limited Remedy; Limited Liability.

This product will be free from defects in material and manufacture for a period of one (1) year from the time of purchase. **3M MAKES NO OTHER WARRANTIES INCLUDING, BUT NOT LIMITED TO, ANY IMPLIED WARRANTY OF MERCHANTABILITY OR FITNESS FOR A PARTICULAR PURPOSE.** If this product is defective within the warranty period stated above, your exclusive remedy shall be, at 3M's option, to replace or repair the 3M product or refund the purchase price of the 3M product. **Except where prohibited by law, 3M will not be liable for any indirect, special, incidental or consequential loss or damage arising from this 3M product, regardless of the legal theory asserted.**



Minimum 10%  
Post-Consumer Fiber

Printed in USA.

© 3M 2006