



CAMERA LINK HS CABLES

The Camera Link HS interface is a new machine vision connectivity standard. As a group we are working with the Camera Link HS subcommittee to bring reference designs and a more complete specification to the table for industry use as the next generation Machine Vision interface.

PART NUMBER REFERENCE



Connector Type: End "A"

- CX4 Die Cast Backshell with Screws = 1
- CX4 Die Cast Backshell with Latches = 2
- SFP+ = 3
- SFP+ Fiber = 4

Cable Type Options:

- CX4 = 1
- HIFLEX CX4 = 2
- SFP+ Copper = 3
- SFP+ Fiber = 4

Connector Type: End "B"

- CX4 Die Cast Backshell with Screws = 1
- CX4 Die Cast Backshell with Latches = 2
- SFP+ = 3
- SFP+ Fiber = 4

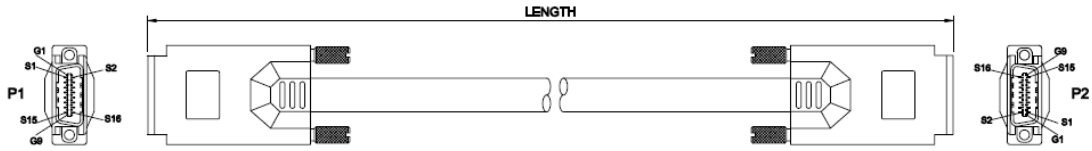
Option: Length in Meters

Key features include:

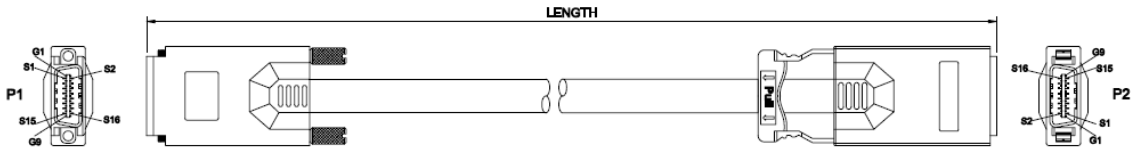
- Camera Link HS Interface - next generation image acquisition interface
- Diecast hood with thumbscrews
- Ultra compact, field proven 26 AWG CX4 cable and connector
- Dedicated communication channel supports data rates up to 3.125 Gbits/s

Temp 6-6-19

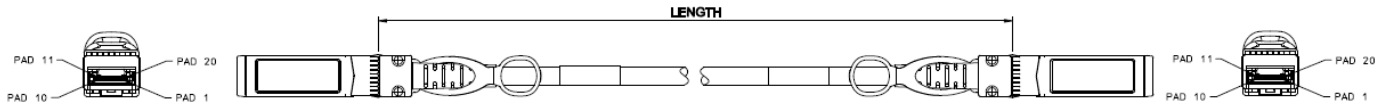
HS-1-1-1-()M



HS-1-1-2-()M



HS-3-1-3-()M



1




CLHS Screw

2




CLHS Latch

3



SFP+ CLHS Copper

4



SFP+ CLHS Fiber

Temp 6-6-19