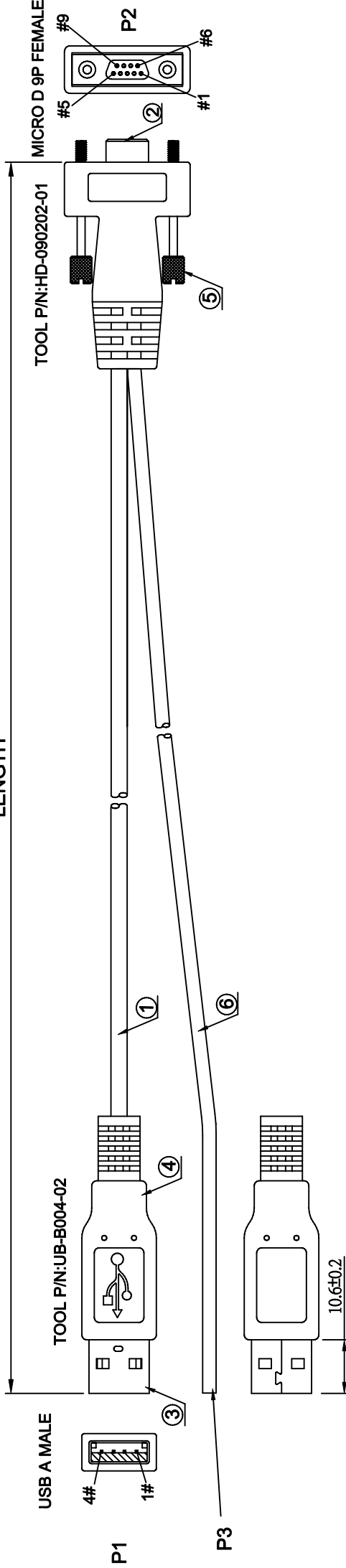


RoHS COMPLIANT

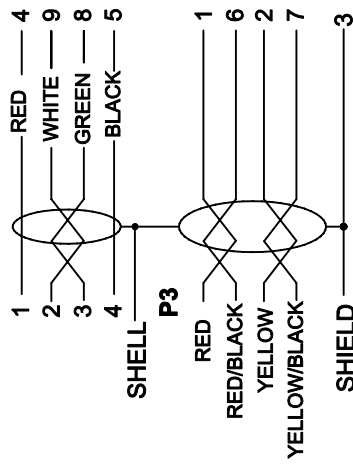
DESCRIPTION CONTROL

| | | | |
|-----|---------------|------------|-----|
| REV | DESC | DATE | APP |
| A | FIRST EDITION | 2009/02/12 | |

LENGTH



PIN ASSIGNMENT



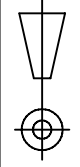
| PART NO. | LENGTH |
|---------------|---------|
| CY-S-0467-03M | 3000±50 |
| CY-S-0467-05M | 5000±50 |

NOTES:
 1. PIN ASSIGNMENT SEE TO WIRE LIST.
 2. ELECTRICAL TEST CONDITION:
 (a). 100% OPEN, SHORT & MISWIRE TEST,
 (b). INSULATOR RESISTANCE: 20 Mohm MIN.
 DC 300V 0.01sec; 0.03sec.
 (c). CONTACT RESISTANCE: 3 ohm MAX.

| ITEM | QTY | PART NUMBER | DESCRIPTION |
|------|-----|--------------|--|
| 6 | 1 | Sa04368-1 | 28AWG*2PAIR+ADB, OD: 3.2MM UL2725 BLACK PVC JACKET. |
| 5 | 2 | C0347 | SCREW: M1.6 3.0*20MM, NICKEL PLATED. |
| 4 | | G0001 | ALL CONNECTOR OVERMOLD BLACK PVC. |
| 3 | 1 | A0114 | USB A TYPE ,MALE ,GOLD PLATED 30" SOLDER TYPE. |
| 2 | 1 | A0550 | MICRO D 9P FEMALE, SOLDER TYPE, BLACK INSULATOR. WITH M1.6 AND M3 SCREW. |
| 1 | 1 | E0849 H7304R | 28AWG*1P+26AWG*2C-AM-SP-FPP. OD: 4.5MM UL20276 BLACK PVC JACKET. |



COMPONENTS EXPRESS INC.
 PH: 1 800-578-6695
 www.ComponentsExpress.com



REV. DWG NO: CY-S-0467
 A CUSTOMER: CEI

| | | | |
|------------------------|-----------------------------|------|-------|
| DRAW, BY: CHEN GAN TAO | CUSTOMER P/N: CY-S-0467-XXM | | |
| CHECK, BY: CAO JIA WEI | SCALE | UNIT | SHEET |
| APP, BY: MR. HUANG | FREE | mm | 1/1 |

